



Lesson 1

Tuesday 11th January

LO - to know we need to stay motivated when faced with a challenge.

The Jigs



The Jigs

We take turns

We use kind and

We listen to

We have the r

We only use name
compliments or wh

We respect each
(confide



Connect us

Play I sit in the garden.




How does it feel to be chosen?

Open my mind

When we look at each picture, think carefully whether or not the person is facing a challenge.














Tell me or show me

Who do you think is facing the biggest challenge?

What could motivate them to persevere?



Remember: What is challenging for one person, could be normal for another.

Let me learn

On your table, you have pictures of each child, on your table. Choose one and answer the questions.



1. What challenge does the person in the photo face?
2. How will they achieve the challenge?
3. What will help them to stay motivated?
4. How will they feel when they feel when they've achieved it?

Plenary

How did your person feel when they'd completed the challenge?

What helped to keep them motivated?

Lesson 2

Tuesday 18th January

LO - to understand the
importance of perseverance.

Jigsaw



The Jigsaw



We take turns to speak
We use kind and positive language
We listen to each other
We have the right to be heard
We only use names when giving
compliments or when being
We respect each other's
(confidentiality)



Connect us

Play I sit in the garden.




How does it feel to be chosen?

Open my mind

What do you think this lady
was like when she was a little girl?

What do you think her dreams
were?

This lady is called
Jane.



*How did Jane achieve her dreams
and goals?*



Tell me or show me

Let's listen to this story.



What can we learn about dreams and goals from this story?


Can they become real and true?

Let me learn

What dreams and goals do you have?

Think carefully about your dreams and goals.

- Write or draw them in each of the petals.
- In the centre, draw a picture of yourself after achieving one of your goals.



Plenary

Tell a friend one of your dreams and goals.

Lesson 3

Tuesday 25th January

LO - to work well as
part of a team.



Connect us

Play the garden puzzle game.



Make a team with the other people that have the rest of your puzzle. Stay with your new team. In your teams, nominate a scribe.

Open my mind

You are now going to see pictures of garden items. Your scribe will write down the decorative items that your team spots from each picture.

Which team will spot the most?

















Which team spotted the most?

Tell me or show me

In your teams, you will need to design a garden for someone who faces a particular challenge. Which will your team choose?

- children who have no safe outside space to play in
- a hospital garden
- a garden for elderly people
- a garden for people in wheelchairs

Lift for more information about this challenge.

Let me learn

In your team, you need:

- A landscaper who will draw the completed design.
- A budgeter to keep track of the costs.
- A team leader to keep everyone on track.
- An event planner who will plan the opening of the garden.

Decide on your roles and record your first ideas for the garden.

Our Garden Plan

Who is this garden for?	
Name of team member and their role	Name of team member and their role
Name of team member and their role	Name of team member and their role
Name of team member and their role	Name of team member and their role
Our first ideas...	

Plenary

How can your team work more efficiently together?

Is everyone enjoying being part of the team?

Lesson 4

Tuesday 1st February

LO - to understand the importance of a positive attitude.



Connect us

Sit in a circle.....

Play pass the squeeze

Take it in turns to complete the phrase, "Today, the thing I'm looking forward to most when working with my team is....."

Open my mind

Let's remind ourselves who each team are designing their garden for.....

What are your roles in the team?

Today, we need to remember that having a positive attitude will help us to work more effectively and make sure we all enjoy our learning.

Tell me or show me

On your tables, you have a price list of things you can buy for the garden. You have a budget of £1000. Some items are free.

What will you buy for your garden?

Dreams and Goals
Garden items and how much they cost - Ages 7-8 - Piece 4

1 Furniture	
1 bean bag	£100 each
1 table	£50 each
1 parasol	£100 each
1 swing frame	£50 each
1 swing	£100 each
1 slide	£100 each
1 Items	
1 wooden flower bed	£100 each
1 brick flower bed	£200 each
1 paving stones	£10 each
1 garden pond	£100 each
1 garden pond	£200 each
1 house	£300 each
1 bath	£200
1 Fountain	£200 each
1 pebble fountain	£100 each
1 chime mobiles	£10 each
1 sun catcher mobiles	£50 each
1 lawn (real grass)	£100
1 lawn (astro-turf)	£400
1 shed	£100 each
1 order mobile	£50 each
1 house	£100
1 lights (solar powered)	£50
1 plants	
1 blue plants	£100
1 to attract butterflies and bees	£100
1 plants	£50
1 trees	£50 each
1 house plants	£50
1 water plants	£100
1 bushes	£100
1 with strong scent	£100
Items	
1 bed of compost	(given free from a local garage) (in the garden already)
1 tools	(free from a local charity shop)
1 pots and planters	(free from a local charity shop)
1 logs	(given free from a local forest)
1 chips	(given free from a local quarry)
1 hips	(given free from a local builder)



Garden bean bag
£50 each



Garden slide
£100 each



Raised wooden flower bed
£100 each



Stepping stones
£10 each



Wildflower plants
£100



Soil and compost
(in the garden)



Garden tools
(free from a local charity shop)



Bark chips
(given free from)



Bird feeder mobile
£50 each



Vegetable plants
£100

Let me learn

On large easel paper, you need to draw a draft of the garden design.

Remember to work as a team and help each other to think of ideas.

You have a budget of £1000. Look on the price list to remind you how much each item is.



Photograph the children working as a team and the draft garden plan.

Plenary

How effectively did you work as a team today?

What did you enjoy the most?

Who in your team had a really positive attitude?

Lesson 5

Tuesday 8th February

LO - to work as a team to
overcome obstacles and
reach our goals.



Connect us

Let's play the wave game, passing around the circle different actions.



Open my mind

How would you use the solve it technique to solve any problems that might occur in your group?

'Solve it together' Technique

Step 1 - 'Solve it together' code

Each person needs to agree to

- Respect each other
- Take turns to speak
- Be honest
- Involve an adult if it is serious
- Want to solve the problem



Step 2 - Hearing both sides of the problem

Each person has the chance to say what he/she thinks happened.



Step 3 - Sharing feelings

Each person has the chance to say how he/she feels about the situation.

Then each person has a chance to say how he/she thinks the other person might be feeling.




Step 4 - Finding solutions

The people think of what they can do to solve the situation or to make the situation better for them both.



Step 5 - The agreement

They choose a solution and shake hands.



Let me learn

Discuss ideas for
an opening event.
(bunting, food,
posters etc)

Today in your teams, you need to:

- complete your garden designs.
- plan an opening event for your garden.
- be ready to share your design and ideas with the rest of the class.



Photograph the finished garden designs and team presentations to the class.

Plenary

Do you think your team has worked well together?

Have your team made a successful garden design?


Lesson 6

Tuesday 15th February

LO - to reflect on our team challenge.



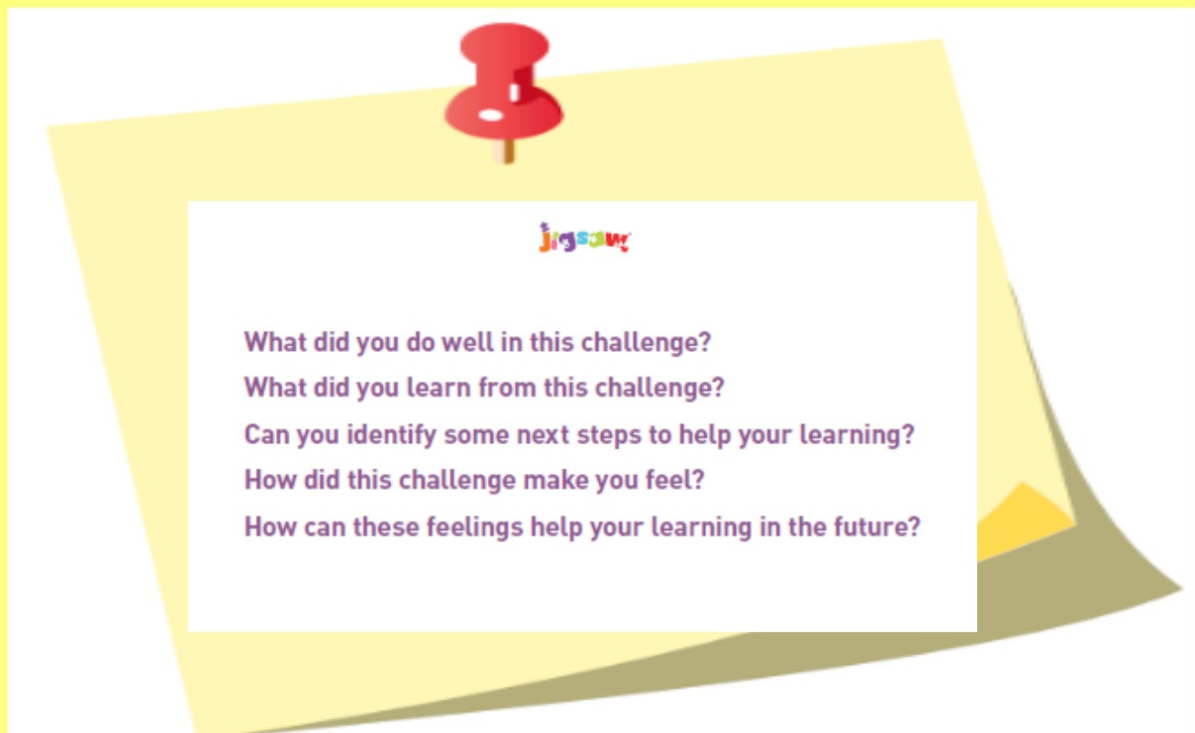
Connect us



How stretchy was your learning during our team challenge?

Open my mind

Now we need to answer these questions in our books, reflecting on your team challenge.



Let me learn

Now you need to use your teamwork skills.....



Team challenge

You will have....

- 2 bananas
- a chopping board
- knives
- string
- cocktail stick.

You need to make a banana car ready to race.

Teacher notes

Plenary

How well did you work as a team to complete the banana challenge?