

Monday 17th January

LO - to use prepositions.

What are prepositions?

Prepositions are used to show where something is or happens.

For example:

The pirate is behind the barrel.



Beside the pirate is a barrel.



Let's add some prepositions to our working wall...

## Find the prepositions...

**Read the story below and circle the prepositions.**

The pirates rowed across the bay and landed at the beach. Then they walked between the palm trees that led to the dark forest. They followed the path that led through the forest until they came to a clearing. Then they had to climb up a mountain until they reached the top. From there they had to head towards a cave and then follow a stream down to a lake. They dived off the rocks into the water.

*Now it's your turn...*

Make sentences by combining groups of words in the boxes.

The stowaway is hiding

The bo'sun is looking

The ship's cat is lying

The sailors are waiting

The monkey is running

The treasure is buried

outside

between

beneath

through

inside

around

the telescope.

the cabin.

the deck .

two barrels.

the palm tree.

the tavern.

Editing time



Check your writing for:

Tuesday 18th January

LO - to plan an explanation text.




How are mountains formed?




What can you remember from our geography lesson?

Explanation Text Plan

| Structure and type  | Example   | My ideas |  |  |
|---|---|----------|--|--|
| <p><b>Question</b><br/>Tell the reader what the explanation text is about. It is good to use a question like:</p>   | <p><i>How do plants grow?</i></p>   |          |  |  |
| <p><b>What?</b><br/>This paragraph explains what it is a part of or what it belongs to. Inform the reader of the subject of the explanation. End by repeating/rephrasing the question.</p>  | <p>everywhere you look you will see many plants of all shapes, sizes and colors, but do you know how they grow?</p>   |          |  |  |
| <p><b>How?</b><br/>Show the reader the different parts that make up the subject. This might be a diagram with key parts labelled.</p>   |   |          |  |  |
| <p><b>Key Points</b><br/>Tell the reader how it works or what happens. Select the important bits. Start a new paragraph for each section/step of the process. Use sequencing words such as first, next etc. Remember to use technical vocabulary and causal conjunctions.</p> | <p>First, ...<br/>Next, ...<br/>After ..., ...<br/>When ..., ...<br/>Following that, ...<br/>because<br/>or<br/>As a result, ...</p>                          |          |  |  |
| <p><b>Summary</b><br/>Tell the reader something special or important about the subject.</p>   | <p>Did you know that plants will only grow well in the right conditions? If the temperature is too hot or too cold, this may stop the plant from growing.</p> |          |  |  |

Complete the explanation texts plan to help with your writing tomorrow.

Draw a process diagram. (Look back at yesterday's geography work to help you.)

|  |  |                         |                                 |  |
|--|--|-------------------------|---------------------------------|--|
| <p><i>Parts</i><br/>Show the reader the different parts that make up the subject.<br/>This might be a diagram with key parts labelled.</p> |  |                         |                                 |  |
|  |  | <p>crust<br/>plates</p> | <p>plates<br/>move<br/>push</p> | <p>crumple<br/>land rises<br/>mountain</p> |

Wednesday 19th January

LO - to orally rehearse and write an  
explanation text.

Today you're going to start to write your explanation texts, but will have chance to orally rehearse each section first.

If you need to add anything else to your plan, use a coloured pencil.

Let's start with the title and opening...

## Feature bingo

|                |              |                   |          |
|----------------|--------------|-------------------|----------|
| question title | introduction | repeated question |          |
| clear sections |              | summary           |          |
| crust          | plates       | move              | push     |
| crumple        | land rises   |                   | mountain |
| and            | when         | if                | but      |
| because        | so           | as a result,      |          |

structural features

technical vocabulary

conjunctions

causal conjunctions

## Time to write...

### Structure and Tips

#### Title

*Tell the reader what the explanation text is about.*

*It is good to use a question here.*

#### What?

*This paragraph explains what it is a part of or what it belongs to.*

*Introduce the reader to the subject of the explanation. End by repeating/rephrasing the question.*

Now let's plan the key points section, step by step...

**Key Points**

Tell the reader how it works or what happens

Start a new paragraph for each section.

Remember to use technical vocabulary and causal conjunctions.

|                 |                        |                                   |
|-----------------|------------------------|-----------------------------------|
|                 |                        |                                   |
| crust<br>plates | plates<br>move<br>push | crumple<br>land rises<br>mountain |

|         |      |              |     |
|---------|------|--------------|-----|
| and     | when | if           | but |
| because | so   | as a result, |     |



*Key Points*

*Tell the reader how  
it works or what  
happens*

*Start a new  
paragraph for each  
section.*


*Remember to use  
technical  
vocabulary and  
causal conjunctions.*

Now let's plan and write the summary...

**Summary**

*Tell the reader  
something special or  
important about the  
subject.*

Editing time



Check your writing for: