

# Lesson 5: Using a branching database

Year 3 – Data and information – Branching database

# Lesson 5: Using a branching database

## To identify objects using a branching database

- I can select a theme and choose a variety of objects
- I can create questions and apply them to a tree structure
- I can use my branching database to answer questions

**Think, pair, share:** What does a good branching database need?

- 

- 

- 

# Setup and choosing

- Choose one of the j2data library themes
- Select eight or ten objects



**Food and  
drink**




**Animals**



**Dinosaurs**



**Clothes**



**Minibeasts**



**Transport**

# Picking objects



If the objects are too similar or too different, it can be difficult to separate them evenly!

# Setup and choosing




The screenshot displays the j2data website interface. At the top left is the j2data logo. Below it are three main navigation buttons: 'KS1 Key Stage 1 Lesson Plans', 'KS2 Key Stage 2 Lesson Plans', and 'Just2easy Create · Share · Learn'. The main content area is a grid of 12 tiles, each representing a different tool or feature:

- Pictogram**: Pictorial charting for KS1. Illustration shows various animals like crabs, birds, and cats.
- Chart**: Simple charting for KS1 - KS2. Illustration shows a bar chart with three bars of different heights.
- Branch**: Branching database for KS1 - KS2. Illustration shows a flowchart with a question 'Does it fly?' and two paths leading to a bird and a cat.
- Database**: Easy databases for KS1 - KS3. Illustration shows a cloud with several blue squares representing data points.
- J2vote**: The Just2easy voting app. Illustration shows a green checkmark.
- j2launch**: Content Management System. Illustration shows a rocket launching from a globe.
- Explore Examples**: Illustration shows a magnifying glass over a document.
- My Data**: My Data portfolio. Illustration shows a hand holding a globe with data points.
- Shared Data**: Data shared with you. Illustration shows a hand holding a document.
- Resources**: Further learning. Illustration shows a lit lightbulb.
- Getting Started Videos**: Illustration shows a clapperboard.

# Building a branching database

Which question would be the most useful if you wanted to separate this group of objects?




1. Is it green?
1. Does it have more than two wheels?
1. Does it have an engine?



# Building a branching database

**Think, pair, share:** Why is it important to separate the groups as evenly as possible?

It makes it easier to find an object because you have to ask fewer questions!





# These may help you!

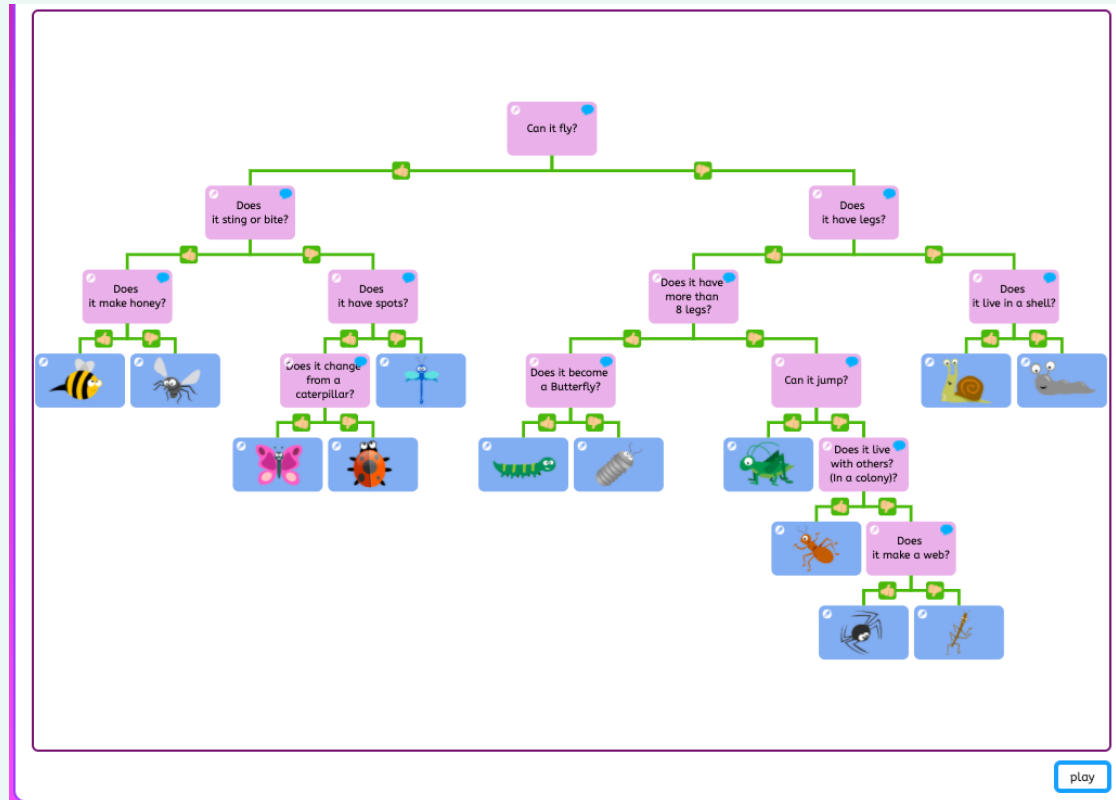
## Question starters:

- Is it \_\_\_\_\_
- Does it \_\_\_\_\_
- Does it have \_\_\_\_\_
- Does it have more than \_\_\_\_\_

## Attributes:

- Colour
- Number of \_\_\_\_\_
- Lives in /on \_\_\_\_\_
- Travels on \_\_\_\_\_

# Answering questions



# Answering questions

## Using my branching database

### Introduction

- Choose an object from your branching database
- Write the name of the object in the space provided
- List all of the answers to the questions in your branching database

*Example:*

Object: Snail

Attributes: Can not fly  
Does not have legs  
Does have a shell

Object:

-----

Attributes:

-----

-----

# What's the problem?



Does it have four wheels?

Yes

No

Does it have fewer than four doors?

Does it have an engine?

Yes

No

Yes

No

Is it a farm vehicle?

Is it green?

Yes

No

Yes

No

## How confident are you? (1-3)

- I can select a theme and choose a variety of objects
- I can create questions and apply them to a tree structure
- I can use my branching database to answer questions

**3 - Very confident**



**2 - Unsure**



**1 - Not confident**



# Next lesson

## In this lesson, you...

Created a branching database, using your knowledge of the structure and using yes or no questions

Used your branching database to answer questions

## Next lesson, you will...

Be able to explain what a pictogram and a branching database can tell you

Compare the two different ways of presenting information