

Charlie and the Chocolate Factory by Roald Dahl

Summarising Suki



LO: I can retell stories with some help and relay the main points of sequentially ordered non-fiction texts in correct sequence.

To support our learning objective, you could ask your child questions such as:




What happened after...?

How did ...start and what happened next?

How is ... similar/different to ...?

This goes in your reading diary and helps any adult (school or home) to ask you questions based on our reading focus for this week.

Glue your timetable into your book.

| Charlie and the Chocolate Factory | | | | |
|--|---|---|---|---|
| Vocabulary Victor will help you work out the meaning of unknown words and phrases using context cues in Year 3. | | | | |
| Summary Suki is there to help you to summarise the main points or events of a paragraph or text in year 3. | | | | |
| <u>Monday</u> | <u>Tuesday</u> | <u>Wednesday</u> | <u>Thursday</u> | <u>Friday</u> |
|  | <p><u>RIC</u></p> <p>Vocabulary Victor</p> | <p><u>Whole class</u></p> <p>Summary Suki</p>  <p><u>LO: I can retell stories with some help and relay the main points in correct sequence.</u></p> | <p>Summary Suki</p>  <p>Read chapter 7.</p> <p>Summarise the main events of the chapter using no more than 30 words.</p> | <p><u>Comprehension questions</u></p> <p>Based on chapter 9</p> |

Tuesday 16th November

RIC activity



R: What colour is The Greatest Showman's jacket?

I: What would the temperature be in the room? Explain your answer.

C: Why has the producer decided to have people on the tables and fire breathers in the video?

Vocabulary Victor



What word could Roald Dahl have used instead of...?

powerful

monstrous

hooligan

p26

Wednesday 17th November

Charlie and the Chocolate Factory

Summarising Suki



LO: I can retell stories with some help and relay the main points of sequentially ordered non-fiction texts in correct sequence.

*What skill did we
practise last week?*



Literary Leonard will help you to spot examples of ambitious vocabulary and figurative language, and explain how these words/phrases add to the text

Vocabulary Victor will help you work out the meaning of unknown words and phrases using context cues in Year 3



Rex Retriever will help you to go into a text and just simply retrieve the facts and key details in Year 3



Summary Suki is there to remind you to summarise the main points or main events of a paragraph or text in Year 3



Inference Iggy will help you hunt for clues in a text about how someone might be feeling or why something is happening in Year 3


Predicting Pip tries to see the future and she will help you work out what might happen next from clues in the text in Year 3



Cassie the Commentator discusses the content of a paragraph/text and compares events and characters

Reading Skills

Year 3



Three Friends



Two boys and a man were in a canoe. They were slowly sailing on one of the little lakes in the state of New York. The brilliant, blue water rippled gently on either side of the boat. When the paddles were lifted, the water would rise in heaps of glittering bubbles. Dense, green bushes were on the bank of the lake at each side, with little, pink wildflowers blooming. Except for the canoe and a bird catching fish, the surface of the water was still and silent.

Each of the three people in the boat looked different. The man sat at the back. He was built very powerfully with large muscles. His face had been burned by long days in the sun. He was clothed in tanned deerskin with many little coloured beads on it. An axe and a knife were in the broad belt at his waist and a long rifle lay at his feet.



1. Which of these would be the best new title for this extract? **Tick one.**

- Friendship
- Birds of Prey
- The Great Outdoors
- How to Canoe

2. Sum up what you have read in 20 words or less.

3. Describe the man in the extract using 15 words or less.

4. Number the sentences from 1-5 to show the order in which they happen in the text. The first one has been done for you.

- A water ripples on each side of the boat.

Thursday 18th November

Summary Suki

Read chapter 7.

Summarise the main events of the chapter using no more than 30 words.

Friday 19th November

Comprehension questions based on Charlie and the Chocolate Factory
chapter 9

1. **Vocabulary** Find a word or phrase on p42 that means the same as searching.



2. **Inference** How was Grandpa Joe feeling when he opened the wrapper? Which words show this?



3. **Retrieval** Who was woken up at the end of the chapter?



4. **Summary** Summarise the main events of this chapter in 20 words or less.

