

To explore Surrealism and the work of a great artist (Salvador Dali).

We are studying: Art

We are learning about: Surrealism and Salvador Dali.





Last lesson we discovered:

Today we will learn:

The significance of the Surrealist movement and Dali's artworks.

We need to know this because: It helps us to understand how different artists can influence movements and other artists.

discuss purpose / traditional / quirky designs
Look at these famous clocks: how many do you recognise?



similar?

W

Annotate interesting and quirky design features around Big Ben in your books.




Study these pieces of artwork.
What do you notice about them?
How might you describe them?



Is this realistic?


Is there anything unexpected about them?





Annotate what you see.


Salvador Dali
Movement: Surrealism
The persistence of memory



Salvador Dali

Movement: Surrealism

Work: The Persistence of Memory



LA - Group discussion, ideas written on big piece of paper

Discuss and answer these questions under annotation:

In what way could time be different in this artwork? Does it go backwards, slower, faster?


Why might Salvador Dali have chosen to show the clocks in this way?

Surrealism

<https://www.tate.org.uk/kids/explore/what-is/surrealism>

LET'S
EXPLORE
SURREALISM!

Watch video and read
information about
Surrealism.



[https://www.ducksters.com/
history/art/surrealism.php](https://www.ducksters.com/history/art/surrealism.php)

Surrealism

[History](#) >> [Art History](#)

General Overview

Surrealism began as a philosophical movement that said the way to find truth in the world was through the subconscious mind and dreams, rather than through logical thought. The movement included many artists, poets, and writers who expressed their theories in their work.

When was the Surrealism movement?

The movement began in the mid-1920s in France and was born out of an earlier movement called Dadaism from Switzerland. It reached its peak in the 1930s.

What are the characteristics of Surrealism?


Salvador Dalí

<https://www.tate.org.uk/kids/explore/who-is/who-salvador-dali>



WHO IS SALVADOR DALÍ?

Welcome to the weird and wonderful world of Salvador Dalí



Read through website and PP.

To design a clock face by testing different media.

We are studying: Art

We are learning about: different media that we can use to make art.



Last lesson we discovered:

Today we will learn:

How to use inspiration from Surrealism to design our own clock face.

We need to know this because: We will be able to be inspired and influenced by art movements when we create our own artworks.

Recap:

What can you remember about Surrealism?

Surrealism



Surrealism

<https://www.tate.org.uk/kids/explore/what-is/surrealism>

Recap Surrealism


LET'S
EXPLORE
SURREALISM!

TATE

02:26




What was interesting about this artwork?



*What did you notice about the clocks and clock faces?
How might this artwork represent the passing of time?*

Using inspiration from Surrealism, design your own clock face - will your clock face indicate time passing or reversing?



Once you have designed and sketched your art work, you need to think about the type of media that you want to use.

Mixed Media

A combination of different media can give you more ways to express yourself. It can be as simple as combining drawing and painting or creating a collage using a variety of different papers to work with paint or ink.

It is interesting to explore collage techniques, or to use found objects in your work. This can be a quick and easy way to try out lots of different combinations and arrangements.

Types of media that you could use:

Painting

Collaging/decoupage

Watercolours

Oil pastels

Crayon

Textured paper